



ಬೃಹತ್ ಬೆಂಗಳೂರು ಮಹಾನಗರ ಪಾಲಿಕೆ
Bruhat Bengaluru Mahanagara Palike



BBMP COVID-19 WAR ROOM 13.05.2022



OVERVIEW OF COVID-19 IN BENGALURU

CASE TRENDS ACTIVE CASES **1,785**

<u>Confirmed Cases</u>	<u>Recovered Cases</u>	<u>Death Cases</u>
143 17,85,240 #	151 17,66,492 #	0 16,963 #

HOSPITALIZATION **10**

<u>ICU – V</u>	<u>ICU</u>	<u>HDU</u>	<u>General</u>
-	1	1	8

INCLUDES GOVT. QUOTA AND PRIVATE WALK-IN HOSPITALIZATION

VACCINATION **9,269** 1,89,89,472 #

<u>First Dose</u>	<u>Second Dose</u>	<u>Precaution Dose</u>
923 95,10,048 #	5,571 89,45,135 #	2,775 5,34,289 #

TRIAGING

<u>MTU</u>
17
<u>Tele Triage</u>
83

ACTIVE CLUSTERS **8**

<u>Budding Clusters (<5 Cases)</u>
8
<u>Clusters (> 5 cases)</u>
0

TESTING **13,062** 2,94,90,065 #

<u>RAT</u>	<u>RTPCR</u>
2,825	10,237

Positivity : 1.19%
*FOR LAST 7 DAYS

: indicates cumulative numbers till date



ABSTRACT OF COVID-19 SCENARIO IN BENGALURU



	MALE			FEMALE			TRANSGENDER			TOTAL		
	Last 24 Hours	Last 7 Days	Cumulative	Last 24 Hours	Last 7 Days	Cumulative	Last 24 Hours	Last 7 Days	Cumulative	Last 24 Hours	Last 7 Days	Cumulative
Positive Cases	82	440	10,55,977	61	315	7,29,072	0	0	191	143	755	17,85,240
Recovered Cases	82	483	10,43,672	69	268	7,22,637	0	0	183	151	751	17,66,492
Death Cases	0	0	10,744	0	0	6,215	0	0	4	0	0	16,963
Total Tests Done	In Last 24 hrs. : 13,062			In last 7 days : 75,654			Cumulative : 2,94,90,065					
Vaccine Doses Administered	In Last 24 hrs. : 9,269			In last 7 days : 78,741			Cumulative : 1,89,89,472					
ACTIVE CASES									1,785			

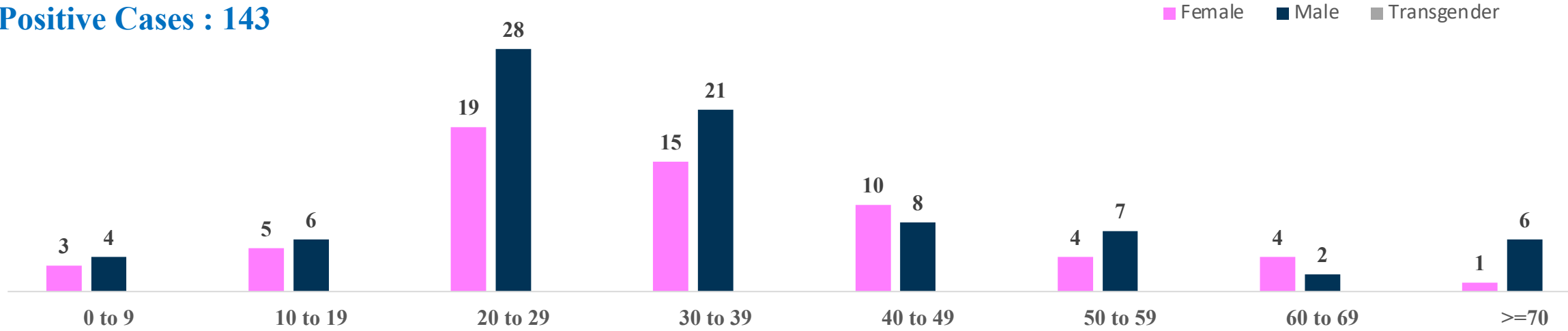
*Covid deaths occurred today : 00 | Covid deaths occurred beyond last 24 hrs., reported today : 00



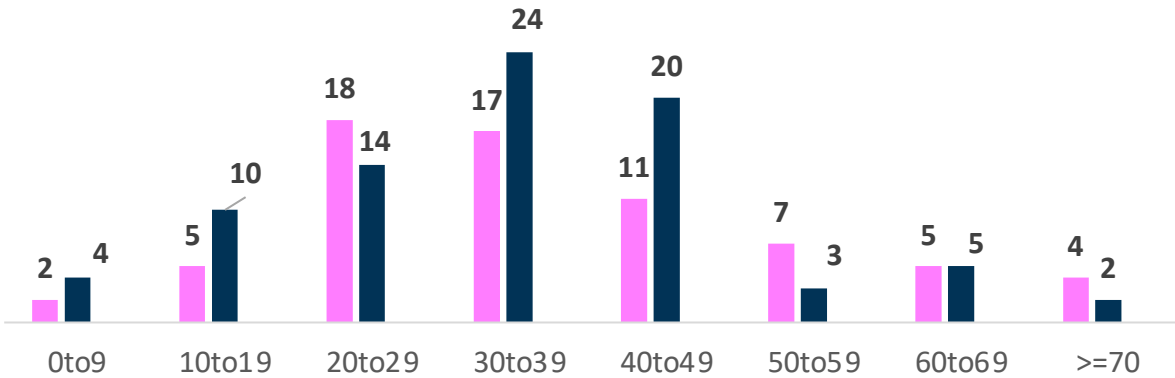
LAST 24 HOURS AGE GROUP AND GENDER WISE DISTRIBUTION



Positive Cases : 143



Recovered Cases : 151

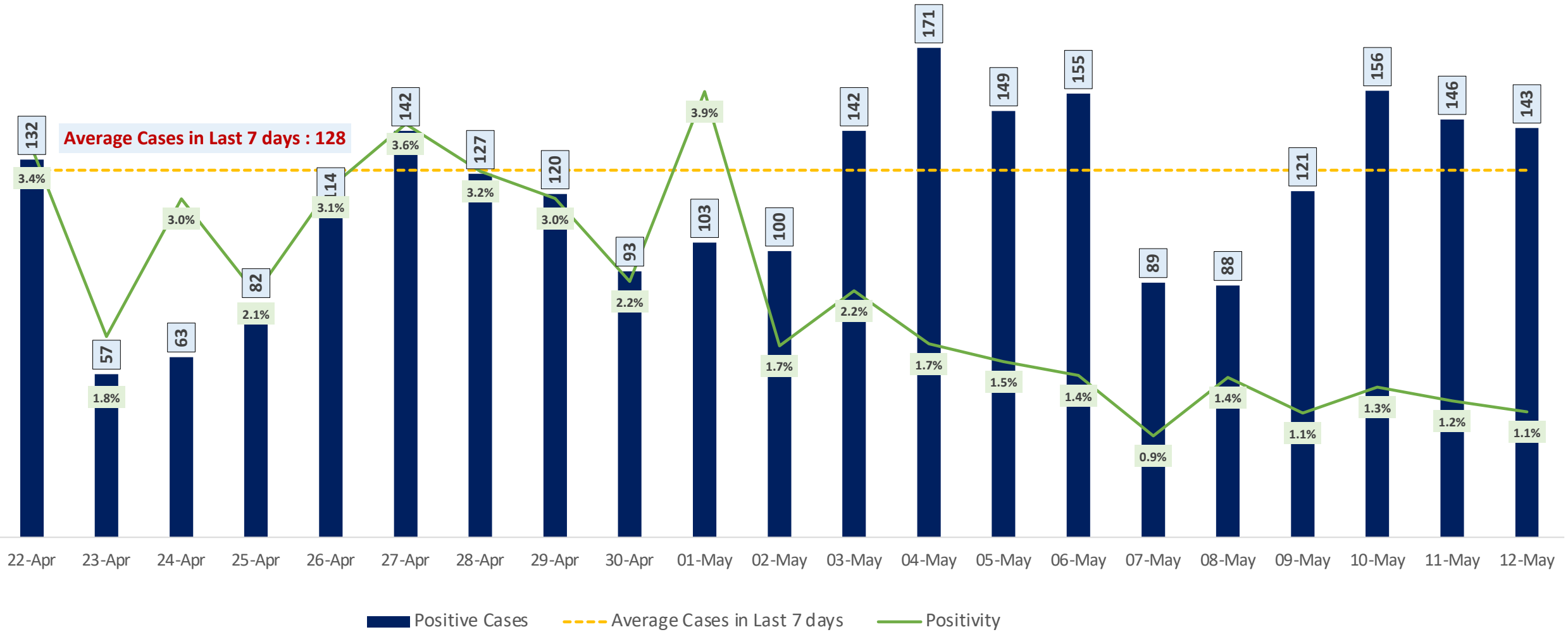


Death Cases : 0

0 to 9 10 to 19 20 to 29 30 to 39 40 to 49 50 to 59 60 to 69 >=70

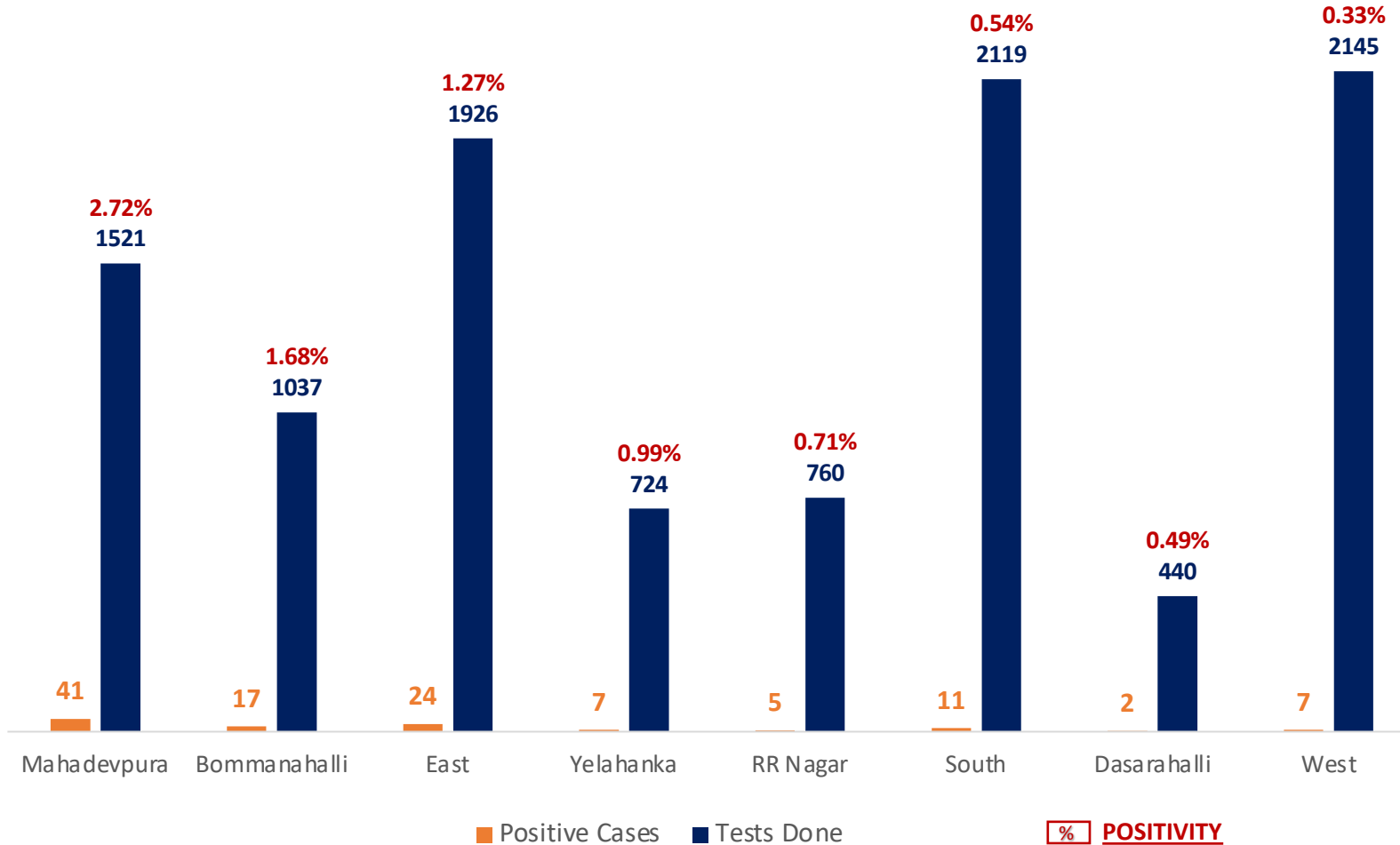


POSITIVITY RATE OF BENGALURU – LAST 21 DAYS





ZONE WISE COVID19 CASE MANAGEMENT FOR LAST 7 DAYS



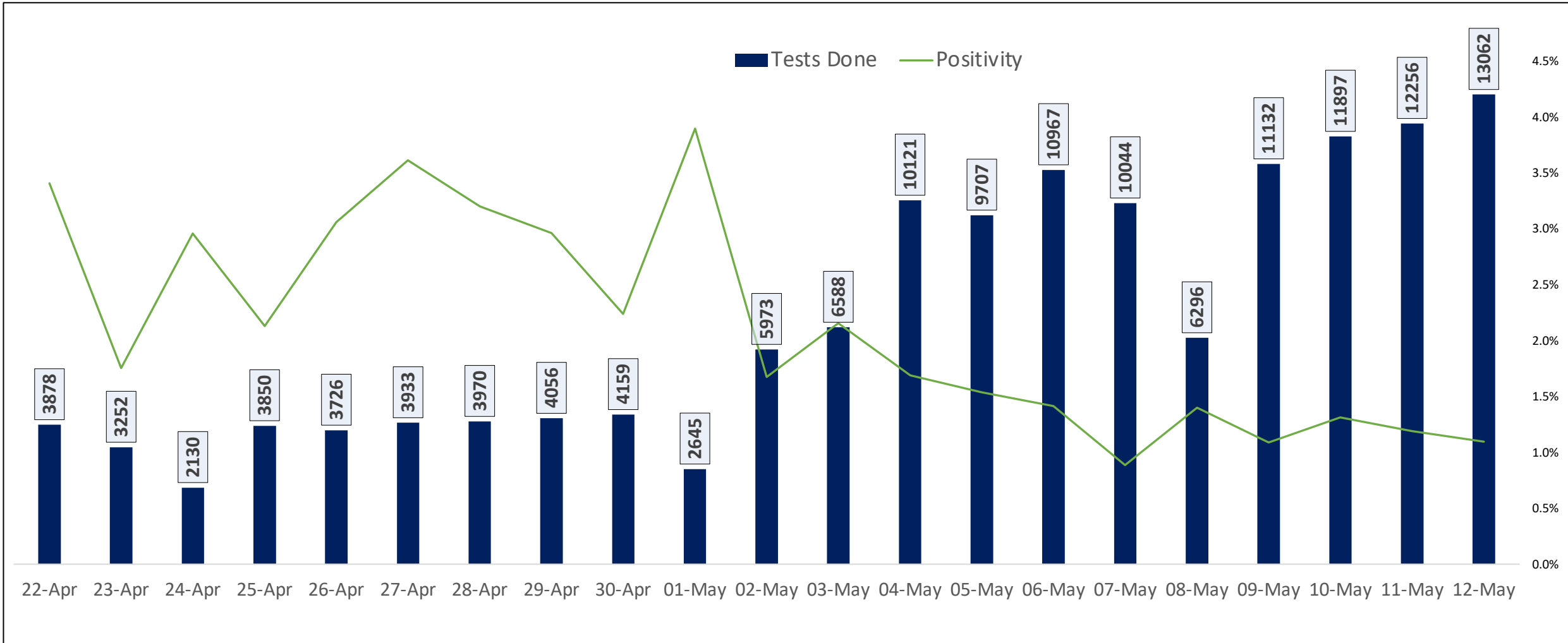
Zone Name	Hospital/CCC	Home isolation	Under Tracing
BOMMANAHALLI	0.00%	100.00%	0.00%
DASARAHALLI	0.00%	100.00%	0.00%
EAST	0.00%	100.00%	0.00%
MAHADEVAPURA	0.00%	100.00%	0.00%
RR NAGAR	3.13%	96.88%	0.00%
SOUTH	1.14%	98.86%	0.00%
WEST	6.25%	93.75%	0.00%
YELAHANKA	0.00%	100.00%	0.00%



TESTING TRENDS IN BENGALURU

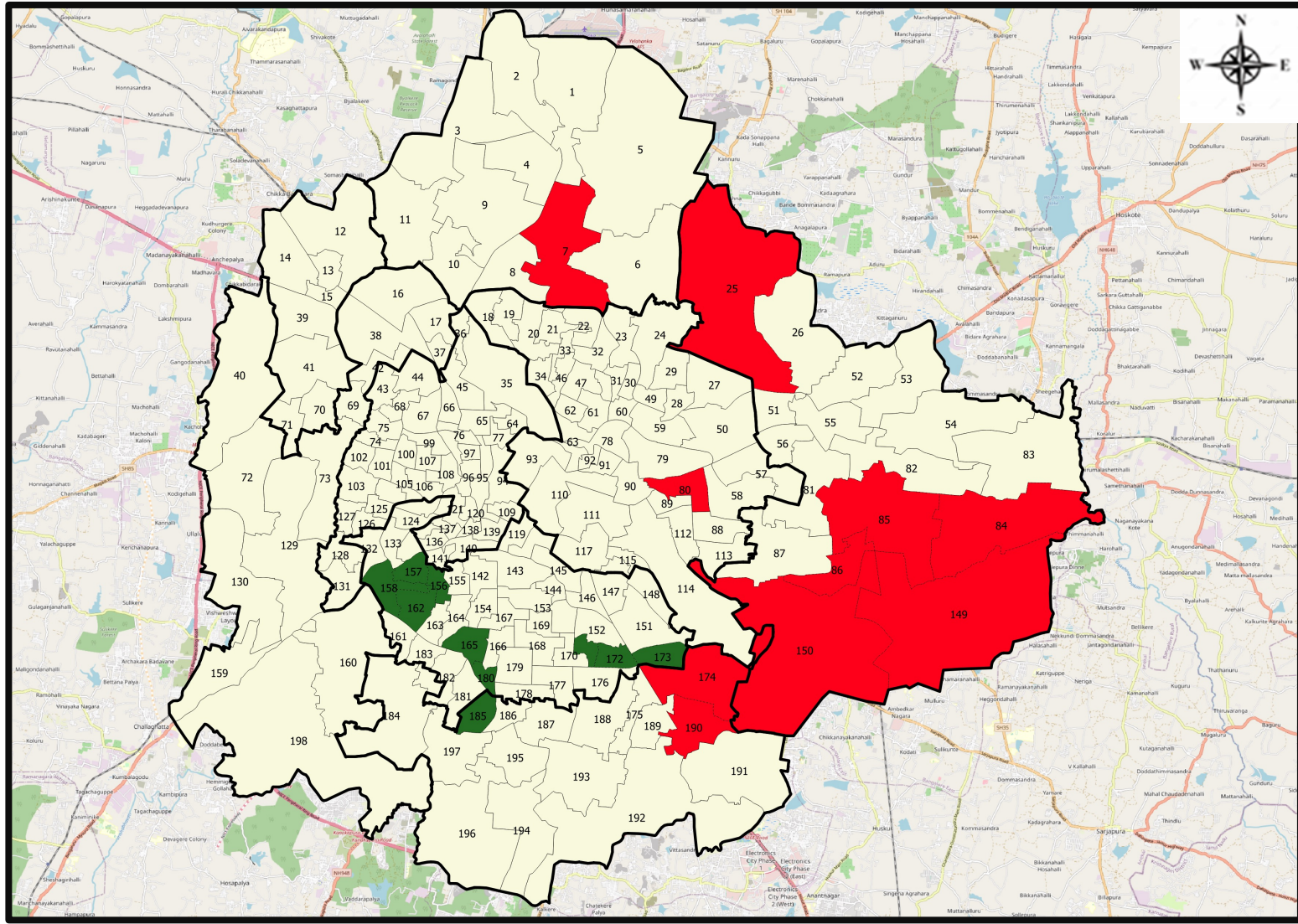


Total Test Conducted Till Date	Test Conducted Last 24 hours	Last 7 Days Average
2,94,90,065	13,062	10,808





BENGALURU URBAN MAP SHOWING TREND OF POSITIVE CASES IN LAST 7 DAYS



Top 10 wards reporting highest number of positive cases in last 7 days

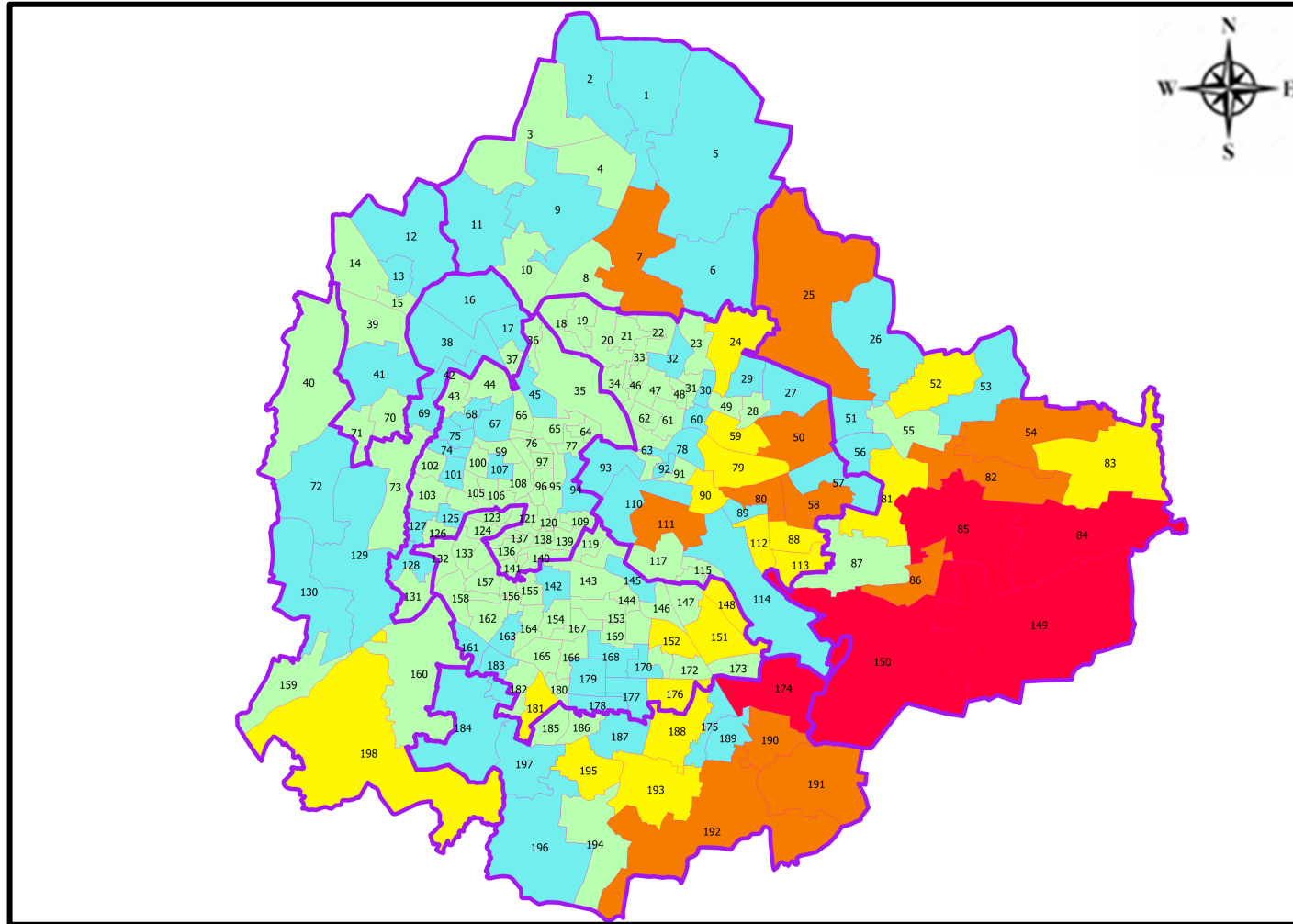
Ward No.	Ward Name	Daily Cases Average
150	Bellanduru	9
84	Hagadur	7
85	Dodda Nekkundi	5
174	HSR Layout	4
149	Varthuru	4
25	Horamavu	3
86	Marattahalli	2
7	Byatarayanapura	2
80	Hoysala Nagar	2
190	Mangammanapalya	2







Top 10 wards reporting least number of positive cases in last 7 days

Ward No.	Ward Name	Daily Cases Average
185	Yelchenahalli	0
180	Banashankari Temple Ward	0
173	Jakkasandra	0
172	Madivala	0
171	Gurappanapalya	0
165	Ganesh Mandiara Ward	0
162	Girinagara	0
158	Deepanjali Nagara	0
157	Gali Anjaneya Temple	0
156	Srinagara	0



BENGALURU MAP SHOWING INTENSITY OF POSITIVE CASES IN LAST 7 DAYS



-  Level 1 : 0 to 1 Cases
-  Level 2 : 1 to 05 Cases
-  Level 3 : 05 to 10 Cases
-  Level 4 : 10 to 25 Cases
-  Level 5 : More than 25 Cases
-  Zone Boundaries

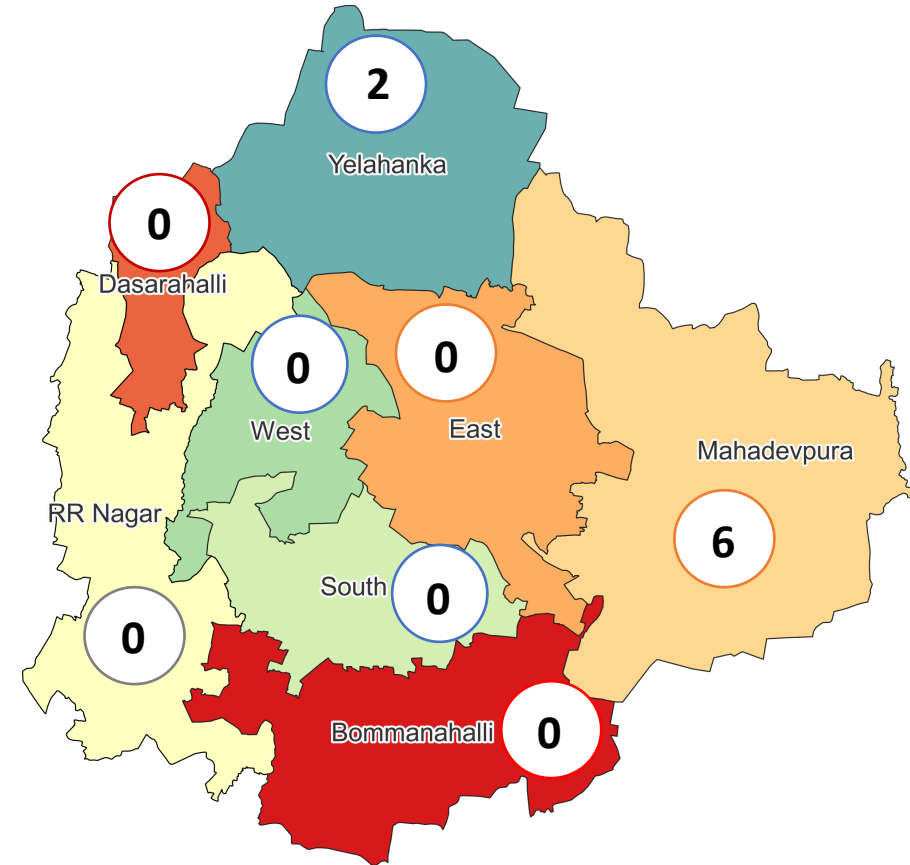


CLUSTER DETAILS



Zone Name	TOTAL CLUSTERS	Budding Clusters	Clusters	Outbreaks
		Less Than 5 Cases	5 To 14 Cases	More Than 14 Cases
BOMMANAHALLI	0 (-)	0 (-)	0 (-)	0 (-)
DASARAHALLI	0 (-)	0 (-)	0 (-)	0 (-)
EAST	0 (-)	0 (-)	0 (-)	0 (-)
MAHADEVPURA	6 (▲2)	6 (▲2)	0 (-)	0 (-)
RR NAGAR	0 (-)	0 (-)	0 (-)	0 (-)
SOUTH	0 (-)	0 (-)	0 (-)	0 (-)
WEST	0 (-)	0 (-)	0 (-)	0 (-)
YELAHANKHA	2 (▼2)	2 (▼2)	0 (-)	0 (-)
TOTAL	8 (-)	8 (-)	0 (-)	0 (-)

Total Active Clusters



Types of Clusters

Zone Name	Apartments/ Villa	Individual House	Hostels/Quarters	Others	Schools/Colleges
BOMMANAHALLI	0 (-)	0 (-)	0 (-)	0 (-)	0 (-)
DASARAHALLI	0 (-)	0 (-)	0 (-)	0 (-)	0 (-)
EAST	0 (-)	0 (-)	0 (-)	0 (-)	0 (-)
MAHADEVPURA	6 (▲2)	0 (-)	0 (-)	0 (-)	0 (-)
RR NAGAR	0 (-)	0 (-)	0 (-)	0 (-)	0 (-)
SOUTH	0 (-)	0 (-)	0 (-)	0 (-)	0 (-)
WEST	0 (-)	0 (-)	0 (-)	0 (-)	0 (-)
YELAHANKHA	2 (▼2)	0 (-)	0 (-)	0 (-)	0 (-)
TOTAL	8 (-)	0 (-)	0 (-)	0 (-)	0 (-)

▲▼ : Shows increase and decrease in numbers as compared to previous day



GOVT. QUOTA COVID BED STATUS AS ON 13.05.2022



SR. NO.	Facility Type	No. of Hospital	Total Allocated Beds for C+ Patients					Occupied Beds for C+ Patients					Net Available Beds for C+ Patients				
			Gen Beds	HDU	ICU Beds	ICU-V	Total	Gen Beds	HDU	ICU Beds	ICU-V	Total	Gen Beds	HDU	ICU Beds	ICU-V	Total
1	Government Medical Colleges	4	120	255	33	27	435	0	0	0	0	0	120	255	33	27	435
2	Government Hospitals	18	637	292	74	95	1,098	0	0	0	0	0	637	292	74	95	1,098
3	Private Medical Colleges	12	178	200	66	35	479	0	0	0	0	0	178	200	66	35	479
4	Private Hospitals	32	181	61	49	42	333	0	0	0	0	0	181	61	49	42	333
5	Covid Care Centre	1	50					0					50				
Total Beds		67	1,166	808	222	199	2,395	0	0	0	0	0	1,166	808	222	199	2,395

* Status as on 13.05.2022 – 04:06 PM

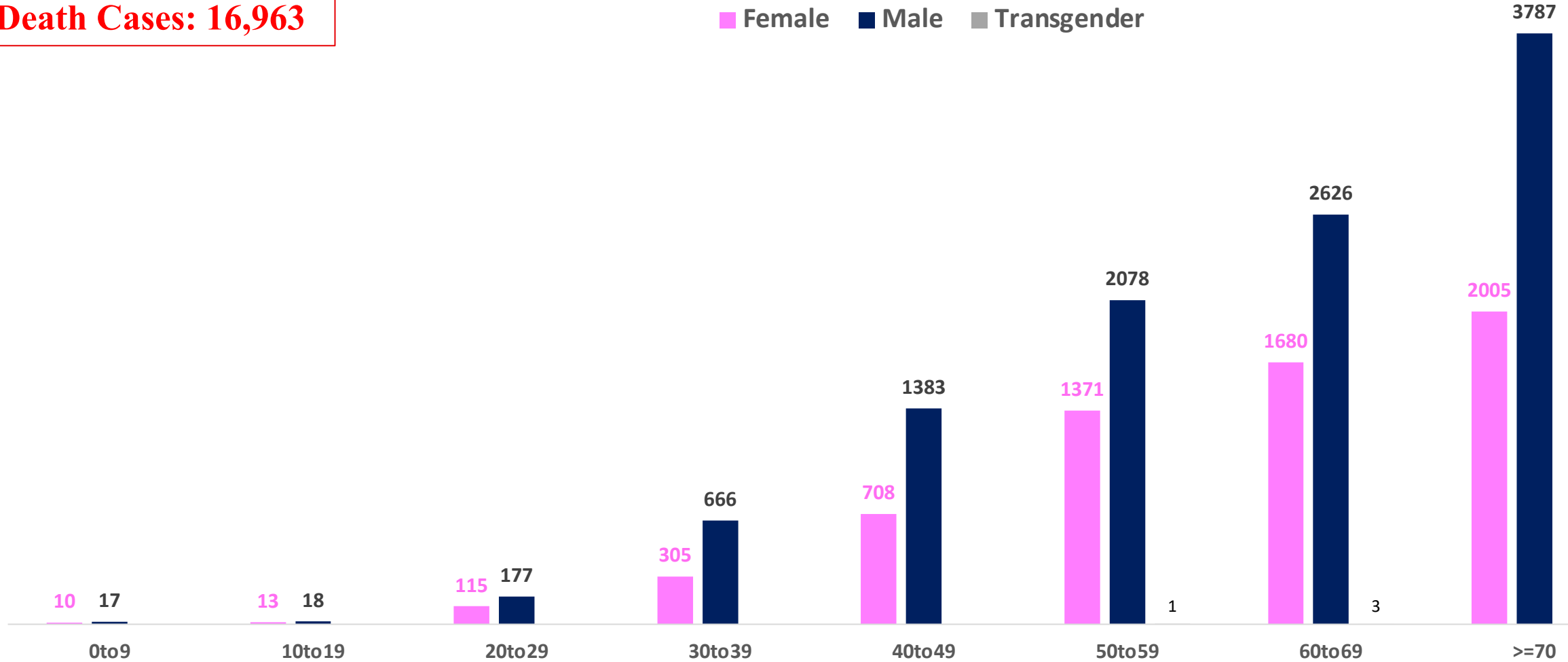


AGE AND GENDER WISE DISTRIBUTION OF DEATH CASES



Death Cases: 16,963

Female Male Transgender





VACCINATION COVERAGE AS ON 12.05.2022



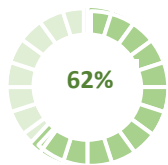
Total Doses Administered

1,89,89,472

▲ 9,269

Total 12-14 years Population : 2.82 Lakhs

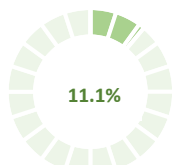
1ST DOSE



1,74,305
Doses administered

▲ 560

2ND DOSE

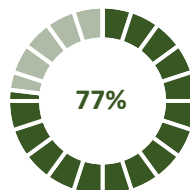


31,266
Doses administered

▲ 1,519

Total 15-18 years Population : 4.42 Lakhs

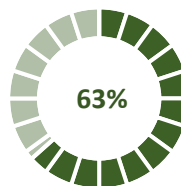
1ST DOSE



3,40,514
Doses administered

▲ 129

2ND DOSE

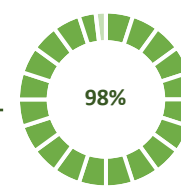


2,80,741
Doses administered

▲ 265

Total adult Population : 91.7 Lakhs

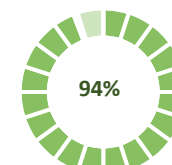
1ST DOSE



89,95,229
Doses administered

▲ 234

2ND DOSE



86,33,128
Doses administered

▲ 3,787

Priority Group*

Health Care Workers

Dose 1

2,10,296

Doses administered

▲ 0

Dose 2

2,06,277

Doses administered

▲ 16

Frontline Workers

Dose 1

3,81,773

Doses administered

▲ 0

Dose 2

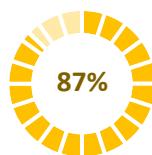
3,72,390

Doses administered

▲ 8

18 - 44 Years Coverage

Dose 1

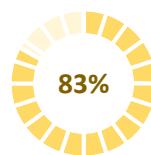


57,30,636

Doses administered

▲ 194

Dose 2



54,66,843

Doses administered

▲ 2,843

PRECAUTION DOSE



5,34,289

Doses administered

▲ 2,775

PRECAUTION DOSES ADMINISTERED

Health Care Workers

74,318

Booster Doses administered

▲ 175

Front Line Workers

69,994

Booster Doses administered

▲ 613

60 + Years Coverage

3,08,128

Booster Doses administered

▲ 903

18 + Years Coverage

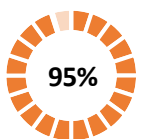
81,849

Booster Doses administered

▲ 1,084

45 - 59 Years Coverage

Dose 1

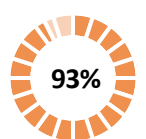


16,93,320

Doses administered

▲ 23

Dose 2



16,42,435

Doses administered

▲ 631

60 + Years Coverage

Dose 1



9,79,204

Doses administered

▲ 17

Dose 2



9,45,183

Doses administered

▲ 289

▲ indicates the increase in last 24 hours



COVID-19 SCENARIO IN BENGALURU AND OTHER METROPOLITAN CITIES



CITY NAME	Positive Cases	Active Cases	Recovered	Deceased	Vaccine Doses Administered
New Delhi	18,98,173	4,928	18,67,061	26,184	3,38,70,781
Bengaluru*	17,85,240	1,785	17,66,492	16,963	2,18,36,319
Mumbai	10,60,255	860	10,39,832	19,563	2,09,70,323
Chennai	7,52,029	223	7,42,738	9,068	1,04,99,125
Kolkata	4,47,192	272	4,41,264	5,656	1,00,89,893

Source : <https://dashboard.cowin.gov.in/> at 4:06pm (13.05.2022)
Source : <https://www.covid19bharat.org/> at 4:06pm (13.05.2022)

*includes BBMP & Bengaluru Urban



SNAPSHOT OF COVID-19 CASES IN BENGALURU URBAN



**Total Wards With
<=5 Cases* :
156**

**Tests Conducted
On 12.05.2022:
13,062**

**Recovery
Rate:
98.95%**

**Total
Active Cases :
1,785**

**Total Vaccinated on
12.05.2022:
9,269**

**Positivity
Rate* :
1.19%**

**Active
Rate:
0.10%**

**Case
Fatality Rate* :
0.00%**



*Total positive cases In the past 7 days

*CFR and positivity is for Past 7 days



ಬೃಹತ್ ಬೆಂಗಳೂರು ಮಹಾನಗರ ಪಾಲಿಕೆ
Bruhat Bengaluru Mahanagara Palike



Download BBMP Bulletin	https://apps.bbmpgov.in/covid19/mediabulletin.php
For BBMPCovid19 Bed Status:	https://apps.bbmpgov.in/covid19/en/Bedstatus.php
To register for vaccination :	https://selfregistration.cowin.gov.in/
BBMP COVID19 Dashboard:	https://apps.bbmpgov.in/covid19/
Follow us on:	 www.facebook.com/bbmp.comm1/
	 twitter.com/BBMPCOMM

Issued by:

Honorable Chief Commissioner, BBMP
Special Commissioner Health & IT, BBMP
MD, Bengaluru Smart City Limited

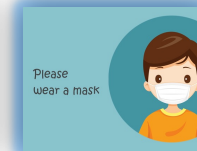
THANK YOU !



Please practice social distancing



Avoid shaking hands, high fives, and hugs



Please wear a mask



Remember to wash your hands